

Packaging instructions



Will you help us store your items safely?

With these simple tips, everything will go smoothly!



1. Create a list

Create a detailed list of the items you wish to store. If you would like to use our return delivery service, you can use this to tell us exactly which items you need.



2. Packing & labelling

Pack and label the items properly so that your items are protected. How exactly? We explain this using examples on pages 2 and 3. Please follow the instructions on the following pages so that transport and storage can take place smoothly and safely.



3. No food, no dangerous items

Ensure that no perishable and/or illegal items are stored or transported. This includes food, explosives, weapons, drugs and other perishable or dangerous items.



4. Ready for pickup

Please make sure that your stored items are ready for pickup so that our employees can load your items immediately. Our employees cannot help you with packing. Please also make sure that our drivers can park within 20 metres of your front door.

How do I pack my furniture?

Correct packaging is essential for transporting and storing your items safely. We accept no liability for unpacked items. Therefore, please follow these instructions.

1



Use packaging materials

Use generous amounts of packaging materials such as:

- Bubble wrap
- Wrapping paper
- Edge protection
- Adhesive tape

2



Protect edges and corners

Protect the edges and corners particularly well by using edge protectors and securing them with adhesive tape.

Tip: Pretty much any old cardboard can be used as edge protection, as long as it is sturdy enough.

3



Secure moving parts

Secure moving parts, such as doors or drawers, by locking them or using adhesive tape to prevent them from opening during transport.

Tip: Paper adhesive tape is particularly suitable here, as it can be removed without leaving any residue when the furniture is unpacked.

4



Wrap and cover

Wrap the piece of furniture several times in bubble wrap so that all surfaces are covered and well padded.

Tip: After wrapping, please check again whether the packaging offers sufficient protection.

Do you need help?

Contact our support team for all your questions.

Tel: 03 - 8903 - 0289 | Email: au.info@boxie24.com

Business hours: MO - FR: 9 AM - 6 PM



How do I pack electronic and fragile items?

Items such as televisions, monitors, mirrors and other fragile items must be protected and then packed in cardboard boxes:

- Remove the removable parts of the appliance and store them in a separate box.
- Wrap the item several times with bubble wrap and edge protection.
- Use a cardboard box in which the wrapped item can be placed. If still available, use the original cardboard box.
- Fill any gaps generously with packaging material to prevent the item from shifting. Seal the box opening with adhesive tape.
- Label the box with the word 'Fragile'.

How do I pack mattresses and carpets?




For reasons of hygiene, we ask you to wrap all mattresses and carpets in a cover or in plastic film. Our drivers may only collect mattresses and carpets without a cover if we pack them for you in our warehouse. In this case, a fee will be charged.

How do I pack smaller items?

Smaller items should be packed in moving boxes. Fill any gaps generously with packaging material to prevent the items from shifting. Seal the box opening with adhesive tape. Our employees cannot take any loose small items or bags with them.

What labelling do I need to use?

Label your items and moving boxes accordingly so that they can be handled correctly and carefully. In particular, use the following labelling:

Label	Symbol	Explanation
Fragile items		Items labelled in this way are handled with particular care.
Transport upright		These items are always transported and stored with the arrows pointing upwards at all times.
Permissible stacking load		Items labelled in this way are only loaded to a limited extent. In addition to the indication '...kg max', the permissible stacking load must be indicated.

Do you need help?

Contact our support team for all your questions.

Tel: 03 - 8903 - 0289 | Email: au.info@boxie24.com

Business hours: MO - FR: 9 AM - 6 PM

